


# PRO4000

## 4-door Intelligent Controller

PRO4000 is an advanced access control panel capable of providing solutions for medium to large applications which is working under WINPAK® platform



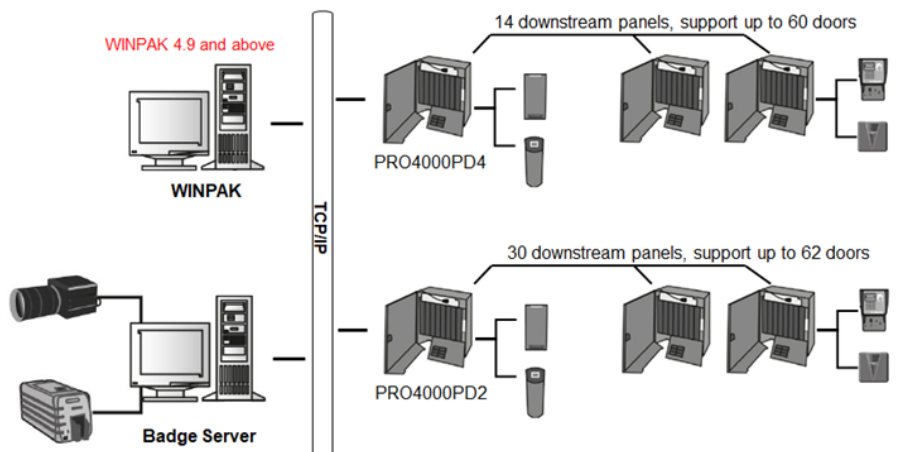
The PRO4000 adopts 32-bit CPU structure and embedded Linux operating system, which is powerful and flexible; cardholder and event data are stored in the onboard flash memory, which can be stored for a long time even after power failure.

The PRO4000 provides complete logic for four doors, each door includes a card reader interface, an independent electric lock output control, an auxiliary relay output control, and two supervised inputs for door status signals and exit request signals, The supervised input supports four-state detection. In addition, the controller also provides an independent detection input for enclosure tamper signals and external AC power loss signals.


The PRO4000 is designed to operate off-line, making access control decisions independently from a PC or other controlling device. It can also be connected to a host computer for system configuration, alarm monitoring and direct control. Connectivity to the host computer is accomplished via TCP/IP network connection.

The PRO4000 combines intelligent controller and reader interface into one complete unit. It connects for four readers via Wiegand controlling four doors. The controller can support up to 60 doors via RS485 multi-drop communication where 14 downstream controllers are connected to the gateway controller. This architecture can reduce the usage on LANs by using only one TCP/IP address to 60 doors.

## APPLICATION



# PRO4000 Technical Specifications



**PRO4000KD4**


**PRO4000PD4**

**PRO4000KD2**

**PRO4000PD2**

PLATFORM				
Processor	ARM9, 600MHz			
Operating System	Linux			
DATABASE				
Cardholder Capacity	100,000			
Event Capacity	100,000			
Access Level	128			
Holiday	255			
Time Zone	127			
Card Format	128			
Credential Facility	8			
Real Time Clock	Geographic time zone support and leap year support			
Site Code	8			
BASIC				
Anti-Passback	Local/Global/Forgiveness			
Authentication	card only / pin only / card + pin / card or pin			
Firmware upgrade	Batch firmware upgrade for both host and slave panels			
PANEL				
Door	4		2	
Reader	4 x (LED/D0/D1/GND/VCC/TAMP/BUZ) D0 / D1: Wiegand, Maximum distance of 150m LED / BUZ: Open-drain Output VCC: 12VDC@0.5A power drive capability TAMP: Supervised Input, 4-status (normal/alarm/cut/short)		2 x (LED/D0/D1/GND/VCC/TAMP/BUZ) D0 / D1: Wiegand, Maximum distance of 150m LED / BUZ: Open-drain Output VCC: 12VDC@0.5A power drive capability TAMP: Supervised Input, 4-status (normal/alarm/cut/short)	
Lock Control	4 x Form Y (30VDC@5A Load capacity)		2 x Form Y (30VDC@5A Load capacity)	
Auxiliary Control	4 x Form C (30VDC@2A Load capacity)		2 x Form C (30VDC@2A Load capacity)	
Door Contact	4 x Supervised Input, 4-status (normal/alarm/cut/short)		2 x Supervised Input, 4-status (normal/alarm/cut/short)	
Door Egress	4 x Supervised Input, 4-status (normal/alarm/cut/short)		2 x Supervised Input, 4-status (normal/alarm/cut/short)	
Enclosure Tamper	1 x dry-contact input			
AC Power Loss	1 x dry-contact input			
Downstream Bus	1 x RS485, on-board terminal resistor and switch			
USB	1 x USB Micro, reserve purpose			
Ethernet	1 x RJ45, 10/100Mb			
Power	1 x 12VDC less than < 1A (not including reader and Lock)			
ENCLOSURE & POWER				
Switch Supply (Panel)	100~240VAC Input, 47~63Hz, 12VDC@3A	N/A	100~240VAC Input, 47~63Hz, 12VDC@3A	N/A
Circuit Breaker	Reserved Space	N/A	Reserved Space	N/A
Switch Supply (Lock)	Reserved Space (Shared with Battery)	N/A	Reserved Space (Shared with Battery)	N/A
Battery	Reserved Space (Shared with Switch supply Lock)	N/A	Reserved Space (Shared with Switch supply Lock)	N/A

# PRO4000 Technical Specifications



**PRO4000KD4**

**PRO4000PD4**

**PRO4000KD2**

**PRO4000PD2**

ENVIRONMENT				
Working Temp.	-10°C ~ 55°C			
Working Humidity	0% ~ 90%, non-condensing			
Dimensions	410 mm (L) x 360 mm (W) x 104mm (H)	229 mm (L) x 144 mm (W)	410 mm (L) x 360 mm (W) x 104mm (H)	229 mm (L) x 144 mm (W)
Weight	5.9kg	0.5 kg	5.8Kg	0.41 kg

**CERTIFICATION**

CE, UAE RoHS

## ORDERING

PART NUMBER	DESCRIPTION
PRO4000KD4	PRO4000 4-door controller Kit, PCBA assembled in Enclosure with PSU, 100~240VAC
PRO4000KD2	PRO4000 2-door controller Kit, PCBA assembled in Enclosure with PSU, 100~240VAC
PRO4000PD4	PRO4000 4-door controller PCBA, 12VDC
PRO4000PD2	PRO4000 2-door controller PCBA, 12VDC

### For more information

[www.buildings.honeywell.com](http://www.buildings.honeywell.com)

### Honeywell Commercial Security

Emaar Business Park, Sheikh Zayed Road  
 Building No. 2, 2nd floor, 201  
 Post Office Box 232362  
 Dubai, United Arab Emirates  
 Tel: +971 4 450 5800  
[www.honeywell.com](http://www.honeywell.com)

HCS-ACS-PRO4000-01-ME(0203)DS  
 © 2023 Honeywell International Inc.

**THE  
 FUTURE  
 IS  
 WHAT  
 WE  
 MAKE IT**

**Honeywell**